

# Christopher Frost\_PYP\_Category 3\_Concept-based Learning\_WSL1

Programme	Response Percent	Response Total
PYP	100%	6
MYP	0%	0
Diploma Programme	0%	0
PYP/MYP	0%	0
MYP/Diploma Programme	0%	0
PYP/MYP/Diploma Programme	0%	0

Statistics based on 6 respondents;

Workshop Category or Level	Response Percent	Response Total
Category 1	0%	0
Category 2	0%	0
Category 3	100%	6
Category 1 & Category 2	0%	0
Introductory	0%	0

Statistics based on 6 respondents;

Subject Session	Response Total
	6
Concept-based Learning	
Concept-based Learning	
Concept-based Learning	
Concept-based Learning	
Concept-based Learning	
Concept-based Learning	

Statistics based on 6 respondents;

City
Mumbai
Mumbai
Mumbai
Mumbai
Mumbai
Mumbai

State (or Province)
Country
India
India
India
India
India
India

Workshop Start Date (mm/dd/yyyy)
9/20/2013 - 9/22/2013
9/20/2013 - 9/22/2013
9/20/2013 - 9/22/2013
9/20/2013 - 9/22/2013
9/20/2013 - 9/22/2013
9/20/2013 - 9/22/2013

Statistics based on 6 respondents;

Please indicate the present or future role for which you are preparing by attending this workshop.	Response Percent	Response Total
Teacher	66.67%	4
Coordinator	33.33%	2
CAS Coordinator	0%	0
Head of School/Principal	0%	0
Counselor	0%	0
Librarian	0%	0
Other (please specify)	0%	0

Statistics based on 6 respondents;

How many years of IB teaching experience do you have?	Min	Max	Mean	Standard deviation	Median	Response Total
	2.00	5.00	3.67	1.53	4.00	<b>3</b>
2						
4						
5						
Statistics based on <b>3</b> respondents;						

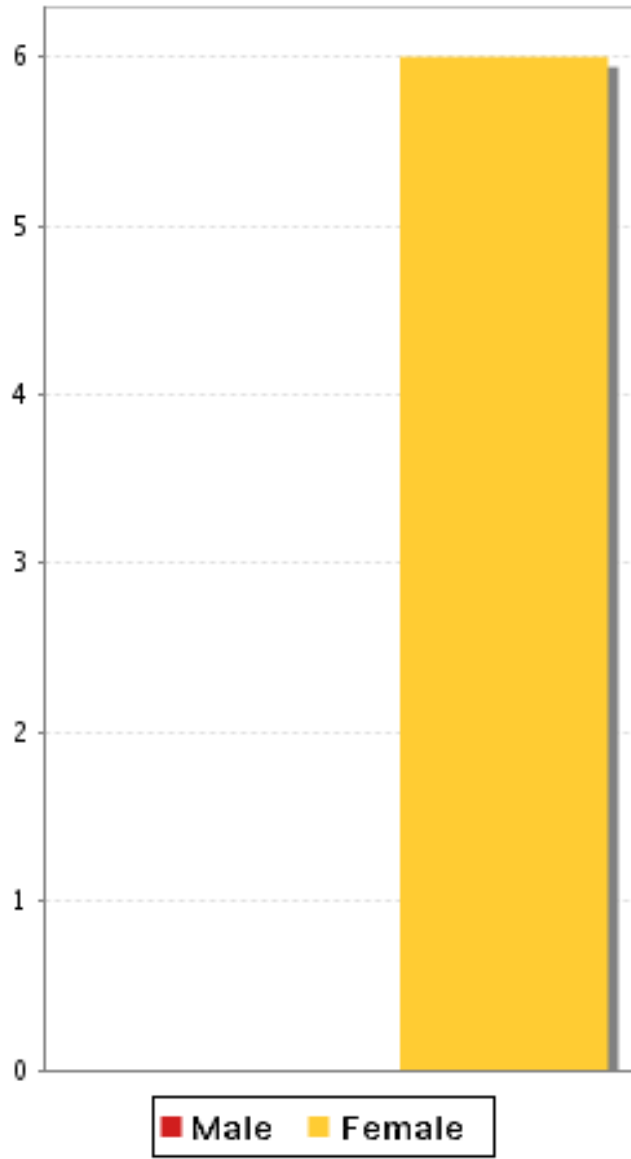
How many years of general teaching experience (IB and non-IB) do you have?	Min	Max	Mean	Standard deviation	Median	Response Total
	7.00	20.00	14.00	5.48	14.50	<b>4</b>
20						
13						
16						
7						
Statistics based on <b>4</b> respondents;						

Please indicate your Gender/Sex:

Male

Female

Please indicate your Gender/Sex:



Response Percent

Response Total

0%

0

100%

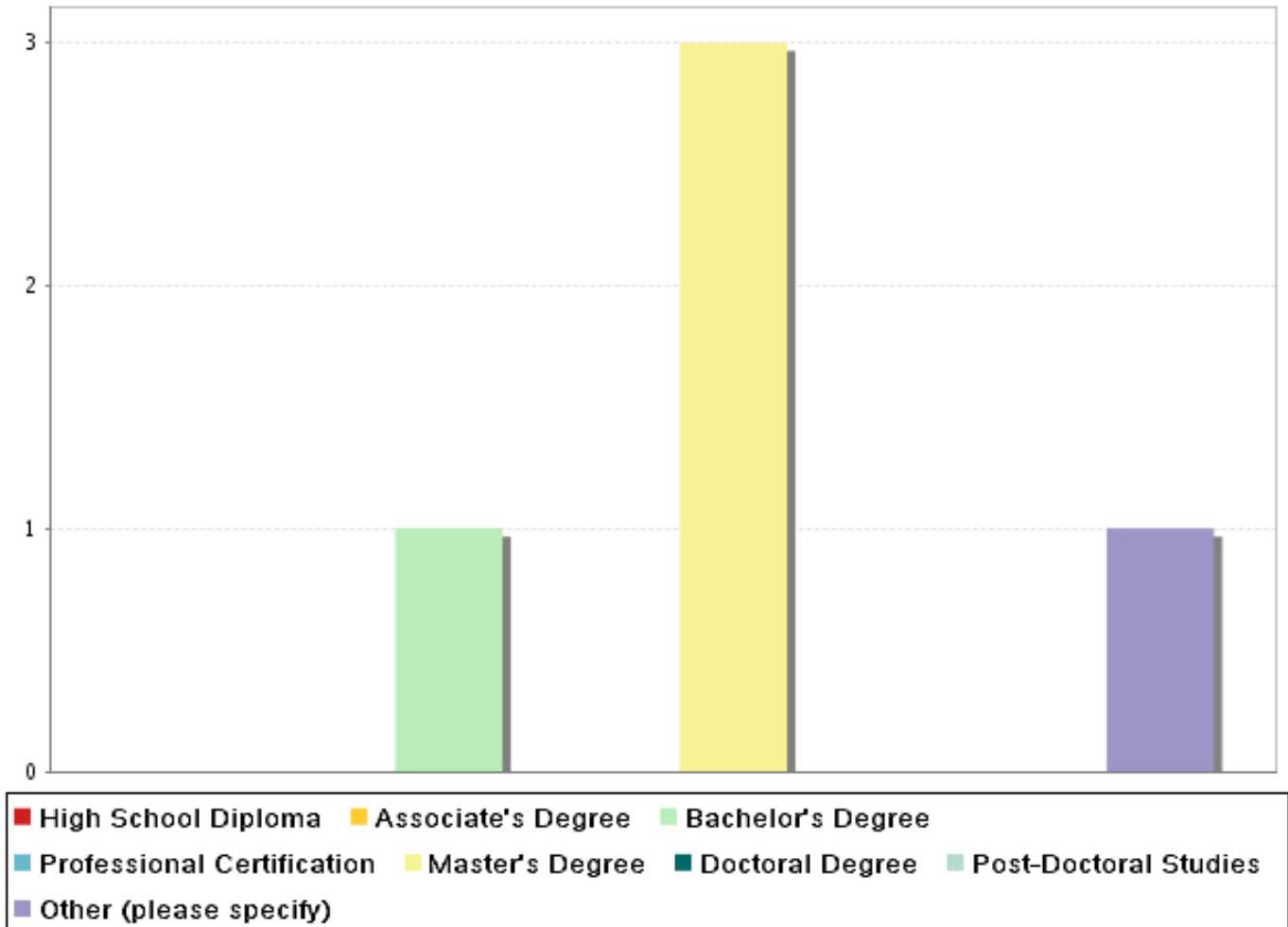
6

Statistics based on 6 respondents;

Terminal (highest) degree	Response Percent	Response Total
High School Diploma	0%	0
Associate's Degree	0%	0
Bachelor's Degree	20%	1
Professional Certification	0%	0
Master's Degree	60%	3
Doctoral Degree	0%	0
Post-Doctoral Studies	0%	0
Other (please specify)	20%	1




B.Ed, MBA., IATA

**Terminal (highest) degree**



Statistics based on 5 respondents;




Please rate the following aspects of the workshop:

	A 	B 	C 	Response Total
Length of workshop.	0 % (0)	100 % (6)	0 % (0)	6
Statistics based on 6 respondents;				

**Legend for Rank Grid table:**


**Columns:**




- A  Too short
- B  About right
- C  Too long

	A 	B 	C 	Response Total
Amount of material covered in the workshop.	0 % (0)	100 % (4)	0 % (0)	4
Statistics based on 4 respondents;				

**Legend for Rank Grid table:**

**Columns:**

- A  Too little
- B  About right
- C  Too much

	A 	B 	C 	Response Total
Pace of workshop.	0 % (0)	100 % (3)	0 % (0)	3
Statistics based on 3 respondents;				

**Legend for Rank Grid table:**

**Columns:**

- A  Too slow
- B  About right
- C  Too fast

About the workshop leader(s)

Workshop leader 1

During the workshop, this workshop leader:

	A 1.0	B 2.0	C 3.0	D 4.0	E 5.0	F 6.0	Response Total	Average Score	
Had clearly defined aims and objectives for the workshop.	0 % (0)	0 % (0)	0 % (0)	0 % (0)	16.67 % (1)	83.33 % (5)	6	5.83	
Had thorough knowledge of course material.	0 % (0)	0 % (0)	0 % (0)	0 % (0)	16.67 % (1)	83.33 % (5)	6	5.83	
Presented information in a clear and organised manner.	0 % (0)	0 % (0)	0 % (0)	0 % (0)	16.67 % (1)	83.33 % (5)	6	5.83	
Was responsive to questions and comments.	0 % (0)	0 % (0)	0 % (0)	0 % (0)	16.67 % (1)	83.33 % (5)	6	5.83	
Modelled a variety of teaching and learning strategies (e.g., small group discussion, work with partners, participant demonstrations, reflection ).	0 % (0)	0 % (0)	0 % (0)	0 % (0)	16.67 % (1)	83.33 % (5)	6	5.83	
Acknowledged sources of material (e.g. copyright, references).	0 % (0)	0 % (0)	0 % (0)	0 % (0)	16.67 % (1)	83.33 % (5)	6	5.83	
Encouraged group discussion.	0 % (0)	0 % (0)	0 % (0)	0 % (0)	16.67 % (1)	83.33 % (5)	6	5.83	
<b>Average rating</b>									<b>5.83</b>

Statistics based on 6 respondents;

Legend for Rank Grid table:During the workshop, this workshop leader:

Columns:

- A ■ strongly disagree
- B ■ disagree
- C ■ somewhat disagree
- D ■ somewhat agree
- E ■ agree
- F ■ strongly agree

Please rate the overall quality of this workshop leader.

	A 1.0	B 2.0	C 3.0	D 4.0	E 5.0	F 6.0	G 7.0	H 8.0	I 9.0	J 10.0	Response Total	Average Score
	0 % (0)	0 % (0)	0 % (0)	0 % (0)	0 % (0)	0 % (0)	0 % (0)	0 % (0)	0 % (0)	100 % (6)	6	10
<b>Average rating</b>												<b>10</b>

Statistics based on 6 respondents;

Legend for Rank Grid table:Please rate the overall quality of this workshop leader.

Columns:

A		1 Very Poor
B		2
C		3
D		4
E		5
F		6
G		7
H		8
I		9
J		10 Excellent

What were the strengths of the workshop leader?	Response Total
	6
He was flexible to have a dissuasion if any thing important idea emerge even if he is not prepared for it. He is an excellent presenter and Knowledgeable. It was my pleasure to attend his workshop.	
Excellent teaching and excellent communicator	
Chris was a great leader who was with full of life. He gave us the freedom to clarify our doubts with our teaching methods and made everything very comfortable. It was a workshop covering wide range of different activities and strategies which can be used in an innovative way for the students. He made the whole environment very enjoyable for the whole team. We would like to have more of such leaders and workshops to guide us and help us in going ahead.	
Thorough knowledge of the topic, immediate response to the questions and doubts, very good knowledge of different teaching and learning strategies, very patient, excellent leadership qualities, knows everything related to pyp (not only about the workshop topic), presented excellent power point with some fun videos so that no participant feels bored.	
Lively,encouraging,neutral,openminded,knowledgeable,approachable	
His dedication and humility. He made us feel like he was one among us and this made us comfortable to clarify our queries.	
Statistics based on 6 respondents;	

Do you have any suggestions for the workshop leader?	Response Total
	6
No, I am very happy and can not think of any suggestion.	
no	
Keep up the excellent work. You are a wonderful coach, a guide and a great human being.	
Keep doing the excellent job.	
No	
None	
Statistics based on 6 respondents;	

Please indicate the degree to which you agree or disagree with the following statements:



Please indicate the degree to which you agree or disagree with the following statements:

### Category 3

As a result of attending this workshop.

	A 1.0	B 2.0	C 3.0	D 4.0	E 5.0	F 6.0	Response Total	Average Score
This workshop increased my depth of knowledge about the topics addressed.	0 % (0)	0 % (0)	0 % (0)	0 % (0)	33.33 % (2)	66.67 % (4)	6	<b>5.67</b>
I can use what I learned in this workshop to improve my IB teaching.	0 % (0)	0 % (0)	0 % (0)	0 % (0)	25 % (1)	75 % (3)	4	<b>5.75</b>
This workshop has helped me to grow as a professional.	0 % (0)	0 % (0)	0 % (0)	0 % (0)	16.67 % (1)	83.33 % (5)	6	<b>5.83</b>
The workshop activities were based on what I had learned in earlier IB professional development experiences.	0 % (0)	0 % (0)	0 % (0)	0 % (0)	16.67 % (1)	83.33 % (5)	6	<b>5.83</b>
The workshop was consistent with my own goals for professional development.	0 % (0)	0 % (0)	0 % (0)	0 % (0)	16.67 % (1)	83.33 % (5)	6	<b>5.83</b>
I can use what I learned in this workshop to collaborate effectively with other teachers in my department/school.	0 % (0)	0 % (0)	0 % (0)	0 % (0)	25 % (1)	75 % (3)	4	<b>5.75</b>
<b>Average rating</b>								<b>5.78</b>

Statistics based on 6 respondents;

### Legend for Rank Grid table:As a result of attending this workshop.

#### Columns:

A		strongly disagree
B		disagree
C		somewhat disagree
D		somewhat agree
E		agree
F		strongly agree


In terms of providing an opportunity for experienced educators to engage in depth exploration, please rate the overall quality of this workshop.

	A 1.0	B 2.0	C 3.0	D 4.0	E 5.0	F 6.0	G 7.0	H 8.0	I 9.0	J 10.0	Response Total	Average Score
	0 % (0)	0 % (0)	0 % (0)	0 % (0)	0 % (0)	0 % (0)	0 % (0)	0 % (0)	33.33 % (2)	66.67 % (4)	6	<b>9.67</b>
<b>Average rating</b>												<b>9.67</b>



Statistics based on 6 respondents;

Legend for Rank Grid table: In terms of providing an opportunity for experienced educators to engage in depth exploration, please rate the overall quality of this workshop.

Columns:

A		1 Very Poor
B		2
C		3
D		4
E		5
F		6
G		7
H		8
I		9
J		10 Excellent

Did the following activities occur during the workshop?

	Yes 	No 	Response Total
We observed demonstrations of teaching techniques.	100 % (1)	0 % (0)	1
We reviewed or assessed student work.	100 % (4)	0 % (0)	4
We shared ideas on how to improve teaching and learning.	100 % (3)	0 % (0)	3
We engaged in in-depth discussions about given topics.	100 % (4)	0 % (0)	4
We engaged in a variety of teaching and learning strategies.	100 % (4)	0 % (0)	4
We discussed finding and developing resources.	0 % (0)	0 % (0)	0
We shared information about useful resources.	0 % (0)	0 % (0)	0
I learned how to access the resources available on the IB's Online Curriculum Centre (OCC) appropriate to my role.	0 % (0)	0 % (0)	0

Statistics based on 5 respondents;

Please indicate the degree to which you agree or disagree with the following statements:

	A 1.0	B 2.0	C 3.0	D 4.0	E 5.0	F 6.0	G 7.0	Response Total	Average Score
The workshop activities included concrete examples that were relevant to my role.	0 % (0)	0 % (0)	0 % (0)	0 % (0)	25 % (1)	75 % (3)	0 % (0)	4	5.75
The workshop provided opportunities for me to interact with colleagues/peers about workshop content or pedagogy.	0 % (0)	0 % (0)	0 % (0)	0 % (0)	0 % (0)	100 % (5)	0 % (0)	5	6
The workshop provided time for me to work on preliminary action plans for implementing the programme in my school.	0 % (0)	0 % (0)	0 % (0)	0 % (0)	0 % (0)	100 % (1)	0 % (0)	1	6
<b>Average rating</b>									<b>5.9</b>

Statistics based on 5 respondents;

Legend for Rank Grid table: Please indicate the degree to which you agree or disagree with the following statements:

**Columns:**

- A ■ Strongly disagree
- B ■ Disagree
- C ■ Somewhat disagree
- D ■ Somewhat agree
- E ■ Agree
- F ■ Strongly agree
- G ■ N/A

Please rate the overall quality of the activities that took place in this workshop.

	A	B	C	D	E	F	G	H	I	J	Response Total
	0 % (0)	0 % (0)	0 % (0)	0 % (0)	0 % (0)	0 % (0)	0 % (0)	0 % (0)	16.67 % (1)	83.33 % (5)	6





Statistics based on 6 respondents;

Legend for Rank Grid table: Please rate the overall quality of the activities that took place in this workshop.

Columns:

A		1 Very Poor
B		2
C		3
D		4
E		5
F		6
G		7
H		8
I		9
J		10 Excellent

How much emphasis did the workshop give to each of the following areas?

	A  1.0	B  2.0	C  3.0	D  4.0	Response Total	Average Score
Curriculum.	0 % (0)	0 % (0)	50 % (3)	50 % (3)	6	3.5
Assessment.	0 % (0)	0 % (0)	33.33 % (2)	66.67 % (4)	6	3.67
Instruction and pedagogy.	0 % (0)	16.67 % (1)	33.33 % (2)	50 % (3)	6	3.33
Deepening content knowledge of the subject you teach.	0 % (0)	0 % (0)	0 % (0)	0 % (0)	0	0
Leadership and management (e.g., budgeting, staffing, scheduling).	100 % (2)	0 % (0)	0 % (0)	0 % (0)	2	1
Use of technology in instruction.	0 % (0)	0 % (0)	50 % (3)	50 % (3)	6	3.5
Meeting diverse student populations' needs.	0 % (0)	0 % (0)	50 % (3)	50 % (3)	6	3.5
Average rating						3.34

Statistics based on 6 respondents;

Legend for Rank Grid table:How much emphasis did the workshop give to each of the following areas?

Columns:

- A ■ No emphasis
- B ■ Minor emphasis
- C ■ Moderate emphasis
- D ■ Major emphasis

To what extent do you feel that your knowledge and skills have been enhanced in each of the following areas as a result of participation in this workshop?

	A 1.0 <span style="color: red;">■</span>	B 2.0 <span style="color: orange;">■</span>	C 3.0 <span style="color: green;">■</span>	D 4.0 <span style="color: blue;">■</span>	Response Total	Average Score	
Curriculum.	0 % (0)	0 % (0)	50 % (3)	50 % (3)	6	3.5	
Assessment.	0 % (0)	0 % (0)	33.33 % (2)	66.67 % (4)	6	3.67	
Instruction and pedagogy.	0 % (0)	0 % (0)	20 % (1)	80 % (4)	5	3.8	
Deepening content knowledge of the subject you teach.	0 % (0)	0 % (0)	0 % (0)	0 % (0)	0	0	
Leadership and management (e.g., budgeting, staffing, scheduling).	0 % (0)	0 % (0)	0 % (0)	0 % (0)	0	0	
Use of technology in instruction.	0 % (0)	0 % (0)	50 % (3)	50 % (3)	6	3.5	
Meeting diverse student populations' needs.	0 % (0)	0 % (0)	50 % (3)	50 % (3)	6	3.5	
Average rating							3.59

Statistics based on 6 respondents;

Legend for Rank Grid table:To what extent do you feel that your knowledge and skills have been enhanced in each of the following areas as a result of participation in this workshop?

Columns:

- A ■ Not at all
- B ■ Slight extent
- C ■ Moderate extent
- D ■ Great extent


Please rate the overall quality of the workshop.

	A 1.0	B 2.0	C 3.0	D 4.0	E 5.0	F 6.0	G 7.0	H 8.0	I 9.0	J 10.0	Response Total	Average Score
	0% (0)	0% (0)	0% (0)	0% (0)	0% (0)	0% (0)	0% (0)	0% (0)	33.33% (2)	66.67% (4)	6	9.67
Average rating												9.67

Statistics based on 6 respondents;

Legend for Rank Grid table: Please rate the overall quality of the workshop.

Columns:

A		1 Very Poor
B		2
C		3
D		4
E		5
F		6
G		7
H		8
I		9
J		10 Excellent

Overall, did the workshop meet your expectations?

	A 1.0	B 2.0	C 3.0	D 4.0	E 5.0	F 6.0	G 7.0	H 8.0	I 9.0	J 10.0	Response Total	Average Score
	0% (0)	0% (0)	0% (0)	0% (0)	0% (0)	0% (0)	0% (0)	0% (0)	66.67% (4)	33.33% (2)	6	9.33
Average rating												9.33

Statistics based on 6 respondents;

Legend for Rank Grid table:Overall, did the workshop meet your expectations?

Columns:

A		1 Did not meet at all
B		2
C		3
D		4
E		5
F		6
G		7
H		8
I		9
J		10 Greatly surpassed











In general, were you satisfied with the workshop?

	A 1.0	B 2.0	C 3.0	D 4.0	E 5.0	F 6.0	G 7.0	H 8.0	I 9.0	J 10.0	Response Total	Average Score
	0% (0)	0% (0)	0% (0)	0% (0)	0% (0)	0% (0)	0% (0)	0% (0)	0% (0)	100% (6)	6	10
Average rating												10

Statistics based on 6 respondents;

Legend for Rank Grid table:In general, were you satisfied with the workshop?

Columns:

A		1 Very disappointed
B		2
C		3
D		4
E		5
F		6
G		7
H		8
I		9
J		10 Very satisfied

Which session(s) did you find the most useful?	Response Total
	6
The reflection part for the previous day.	
All the sessions	
All the sessions were wonderful but the strategies which were used by him to help us to use it in our teaching were amazing and very interesting.	
Knowing the importance of concepts in the central idea.	
Almost all.	
'What a concept is and isn't'; 'How do we start an inquiry'; The role of concepts in integration'; 'Putting concept based learning in to practice'.	
Statistics based on 6 respondents;	

Why did you find the session(s) the most useful?	Response Total
	6
Whole workshop was useful.	
All the sessions	
'What makes you say that" was very interesting as it leads to lot of questions which makes the Inquiry interesting. We can use this in all the subjects to go ahead with the topic.	
It helps us in collaborative planning with the single subjects like music, dance, PE, art.	
As all the sessions were very interactive and encouraging participants to think and reflect.	
It gave me more clarity in identifying the concept(s) in the central idea, integrating the concept(s) across different disciplines while planning the inquiry.	
Statistics based on 6 respondents;	

Which session(s) did you find the least useful?	Response Total
	5
I can find any session was least useful.	
None..... all were very interesting and full of learning.	
No session was least useful.	
None	
None	
Statistics based on 5 respondents;	



Why did you find the session(s) the least useful?	Response Total
	5
NA	
N/A	
N/A	
Not Applicable	
-NA-	
Statistics based on 5 respondents;	